



IGNIS





LIKE NO OTHER

WHAT DRIVES YOU?

Your time is now.

Use it to design, to innovate, to grow.

Create a space for yourself.

Map your life and follow your own road.

Customise your experiences, and tell
your own story.

Be like no other.

Original. Independent.

The new generation.

IGNIS. Like No Other.



LEADING WITH STRENGTH

The IGNIS has a powerful and strong road presence, with broad shoulders, chunky wheels, and a front grille as distinctive as you are.

EMBRACE YOUR ORIGINALITY

With LED projector headlamps set into the clamshell hood, and LED DRL with chic chrome finish, the IGNIS helps you show your true colours, with conviction.

*Available in GLX only

THE PROFILE OF AN INNOVATOR

The IGNIS holds your position on the road firmly, with its four wheels planted on the extreme corners of the car – a stance that is immovable, just like your resolve to be a trail-blazer.

The Suzuki Progressive Triad, unique proportions, expressive wheel arches, and black alloy wheels all defy traditional design – just like you.





EXPRESSIVE OUTSIDE. IMPRESSIVE INSIDE.

The IGNIS cockpit experience is every bit as original and customised as you would expect. Its floating dashboard, dual tones, and elevated infotainment system give you the level of design control you need, and the right amount of style to pull off anything.

The dynamic look of the switchgear, complementing body-colour accents and carbon fibre styled AC louvres give you a driving experience that is as varied and multi-faceted as your own personality.

- 7" infotainment system with smartphone connectivity (GLX only)
- Power front and rear windows
- Electric power steering
- Climate control (GLX only)

TECH ADVANCEMENT AT YOUR FINGERTIPS

The IGNIS doesn't only look like iconic innovation, it also features advanced technology in all its internal and external functions. You have a push start, automatic climate control, reverse parking sensors, and a range of other convenient and high-tech features to keep you travelling down your road.

- Reverse parking-sensors (GLX only)
- Electronic adjustable door mirrors



SYNCHRONISE YOURSELF

7" INFOTAINMENT SYSTEM WITH SMARTPHONE CONNECTIVITY AND REVERSE CAMERA

A 7-inch touchscreen display enables intuitive operation of multimedia features including audio, hands-free phone, and smartphone integration. Features can be selected from the four main operating modes - Listen, Call, Drive and Connect. The 7" touchscreen infotainment system, with smartphone connectivity and reverse camera, works with Apple CarPlay, Android Auto™ and Mirrorlink™.* By connecting your compatible iPhone via USB, Apple CarPlay allows you to make phone calls, access your music, send and receive messages, and get directions all by voice command or a tap on the audio display. Android Auto puts Google Maps™, Google™ Search and other Google services at the driver's fingertips in a non-distracting way. Mirrorlink™ lets various applications on your smartphone appear on the vehicle's touchscreen display, allowing you to access your smartphone's features.

*Apple CarPlay is available in the countries listed at the following link:
<http://www.apple.com/ios/feature-availability/#applecarplay-applecarplay>

*For more details including iPhone models compatible with Apple CarPlay, see:
<http://www.apple.com/ios/carplay/>

*Apple, Apple CarPlay and iPhone are trademarks of Apple Inc., registered in the U.S. and other countries.

*Android Auto is available in the countries listed at the following link:
<https://www.android.com/auto/#hit-the-road>

*Requires the Android Auto app on Google Play and an Android compatible smartphone running Android™ 5.0 Lollipop or higher:
<https://support.google.com/androidauto/#6140477>

*Android and Android Auto are trademarks of Google LLC.

*MirrorLink™ Is compatible with the smartphones listed at the following link:
<https://cert.mirrorlink.com/ProductListing/> MirrorLink™ is a registered trademark of the Car Connectivity Consortium LLC.

SPACE FOR EVERYTHING. UP FOR ANYTHING.

Innovation and adventure always need a little more space. With generous headroom and legroom, 60-40 split seats, and convenient utility spaces, the IGNIS is designed with the comfort of passengers and changes in storage requirements in mind.



A STERLING PERFORMANCE

The IGNIS boasts an efficient but powerful 1.2ℓ engine, getting you from A-B and further in style, at pace, without denting your budget.

The light weight of the engine improves fuel efficiency through better combustion, lower engine friction, and lower emissions. Delivering 61 kW of refined power at 6000 r/min, and 113 Nm at 4200 r/min, this engine ensures that you drive the way you live: energetically, responsively, and always forward-moving.



SHIFTING YOUR PERSPECTIVE

This dynamo gives you an effortless, smooth, and inspiring drive, whether you choose a manual or an automated manual transmission (only available in GLX).



A SECURE JOURNEY

Key safety features come standard across the IGNIS range, so whatever your preference, you're protected. With a standard alarm and immobiliser, safety comes standard with the IGNIS.

The Suzuki safety shield includes TECT body structure that absorbs and disperses energy from an impact, dual airbags, ABS with EBD, and front seatbelts with pre-tensioners and force limiters.

It includes the ISOFIX child seat restraint system that adheres to international standards, while a pedestrian-friendly bonnet, collapsible wipers, and impact-absorbing headlamps ensure anyone inside or outside the car is safer in an accident.



IGNIS
LikeNoOther

MAJOR SPECIFICATIONS

| | |
|-----------------|--------|
| Steering | RHD |
| Number of doors | 5-door |
| Engine | Petrol |
| | 1.2ℓ |
| Drive system | 2WD |

DIMENSIONS

| | | |
|-------------------------------|----------------------------------|-------|
| Overall length (mm) | 3 700 | |
| Overall width (mm) | w/o wheel arch extensions: 1,660 | |
| | w/ wheel arch extensions: 1,690 | |
| Overall height (mm) | 1 595 | |
| Wheelbase (mm) | 2 435 | |
| Tread | Front (mm) | 1 460 |
| | Rear (mm) | 1 470 |
| Minimum turning radius (m) | 4,7 | |
| Minimum ground clearance (mm) | 180 | |

CAPACITIES

| | | | |
|---------------------|--|----|-----|
| Seating capacity | Persons | 5 | |
| Fuel tank capacity | ℓ | 32 | |
| Luggage capacity *1 | Max volume | ℓ | 947 |
| | - fixed rear seat with 175/65R15 + steel wheel | | |
| | Rear seatback folded (VDA method) | ℓ | 469 |
| | - fixed rear seat with 175/65R15 + steel wheel | | |
| | Rear seatback raised (VDA method) | ℓ | 260 |
| | - fixed rear seat with 175/65R15 + steel wheel | | |

ENGINE

| | | |
|---------------------|------|-------------|
| Type | K12M | |
| Number of cylinders | 4 | |
| Number of valves | 16 | |
| Piston displacement | cm3 | 1 197 |
| Bore x stroke | mm | 73.0 x 71.5 |

ENGINE (CONTINUED)

| | | |
|-------------------|-----------------------|-----------|
| Compression ratio | 11,0 | |
| Maximum output | kW/rpm | 61/6,000 |
| Maximum torque | N-m/rpm | 113/4,200 |
| Fuel distribution | Multi-point injection | |

TRANSMISSION

| | | | |
|------------------|-----------------|-------|-------|
| Type | 5MT | 5AMT | |
| Gear ratio | 1 st | 3,545 | 3,545 |
| | 2 nd | 1,904 | 1,904 |
| | 3 rd | 1,240 | 1,240 |
| | 4 th | 0,914 | 0,906 |
| | 5 th | 0,717 | 0,696 |
| | Reverse | 3,272 | 3,272 |
| Final gear ratio | 4,388 | 4,705 | |

CHASSIS

| | | |
|------------|---------------|-----------------------------------|
| Steering | Rack & Pinion | |
| Brakes | Front | Ventilated disc |
| | Rear | Drum, leading and trailing |
| Suspension | Front | MacPherson strut with coil spring |
| | Rear | Torsion beam with coil spring |
| Tyres | 175/65R15 | |

WEIGHTS

| | | | |
|---------------------------------------|----|-------|-----|
| Kerb weight (min. / with full option) | kg | 850 | 860 |
| Gross vehicle weight | kg | 1 280 | |

FUEL CONSUMPTION

| | | | |
|--------------------------|---------|-----|-----|
| Average fuel consumption | ℓ/100km | 5,1 | 4,9 |
| Emissions | g/km | 119 | 114 |

PERFORMANCE

| | | | |
|---------------|------|------|------|
| Maximum speed | km/h | 165 | 155 |
| 0-100 km/h | sec | 11,6 | 13,0 |

MAJOR EQUIPMENT

| | | |
|--------------|-----|-----------|
| Transmission | 5MT | 5MT / AMT |
| Grade | GL | GLX |

CHASSIS

| | | | |
|----------------------|--|---|---|
| Tyres and wheels | 175/65R15 + steel wheels with full wheel cover | ❖ | - |
| | 175/65R15 + alloy wheels | - | ❖ |
| Spare tyre and wheel | 175/65R15 + steel wheel | ❖ | ❖ |

EXTERIOR

| | | | |
|--------------------------------|--------------------------|---|---|
| Wheel arch extensions | | - | ❖ |
| Roof rails | | - | ❖ |
| Front and rear bumpers | Body coloured | ❖ | ❖ |
| Front grille | Black | ❖ | - |
| | Black with chrome accent | - | ❖ |
| Outside door handles | Body coloured | ❖ | ❖ |
| Black-coloured A and B pillars | | ❖ | ❖ |
| Tailgate opener | Handle-operated | ❖ | ❖ |

VISIBILITY

| | | | |
|------------------------------|---|---|---|
| Headlamps | Halogen multi-reflector | ❖ | - |
| | LED projector | - | ❖ |
| Headlamp leveling device | Manual | ❖ | ❖ |
| Fog lamps | Front (halogen) | - | ❖ |
| Position lamps | LED | - | ❖ |
| Wipers | Front: 2 speeds (low, high) + intermittent + washer | ❖ | ❖ |
| | Rear: 1 speed + washer | ❖ | ❖ |
| Rear window demister | | ❖ | ❖ |
| Outside door mirrors | Body coloured | ❖ | ❖ |
| | Electrically adjustable | ❖ | ❖ |
| | Electrically foldable | - | ❖ |
| | With built-in turn signal lamps | - | ❖ |
| Day / night rear-view mirror | Manual dimming | ❖ | ❖ |

STEERING AND INSTRUMENT PANEL

| | | | |
|------------------------|---------------------|---|---|
| 3-spoke steering wheel | Urethane | ❖ | ❖ |
| | With audio controls | ❖ | ❖ |

STEERING AND INSTRUMENT PANEL (CONTINUED)

| | | | |
|-----------------------------|--|---|---------|
| | With hands-free phone control | ❖ | ❖ |
| | Tilt-adjustable | ❖ | ❖ |
| Power steering | | ❖ | ❖ |
| Tachometer | | ❖ | ❖ |
| Information display | Digital clock | ❖ | ❖ |
| | Outside temperature gauge | - | ❖ |
| | Fuel consumption gauge (instantaneous / average) | ❖ | ❖ |
| | Driving range | ❖ | ❖ |
| | Average speed | ❖ | ❖ |
| | Gear shift indicator (5MT / AMT) | ❖ | ❖ (5MT) |
| | Gear position indicator (AMT) | - | ❖ (AMT) |
| Light-off and key reminder | Alarm | ❖ | - |
| Light-off reminder | Alarm | - | ❖ |
| Driver's seatbelt reminder | Lamp | ❖ | ❖ |
| Door ajar reminder | Lamp | ❖ | ❖ |
| Low fuel warning | Lamp | ❖ | ❖ |
| Meter illumination | | - | ❖ |
| Instrument panel colour | Black & white with elastomer material | ❖ | ❖ |
| Centre & side louver bezels | Black | ❖ | - |
| | Silver | - | ❖ |

DRIVING AMENITIES

| | | | |
|---------------------------|--------------------------------------|---|---|
| Electric windows | Front | ❖ | ❖ |
| | Rear | ❖ | ❖ |
| Central door locking | Switch on driver's side | ❖ | ❖ |
| Remote-control door locks | With hazard lamp answerback function | ❖ | ❖ |
| Keyless push start system | | - | ❖ |
| Air conditioner | Manual | ❖ | - |
| | Automatic | - | ❖ |
| Heater | | ❖ | ❖ |
| Pollen filter | | ❖ | ❖ |
| Audio | Antenna (mounted at rear of roof) | ❖ | ❖ |
| | Front speakers | ❖ | ❖ |
| | Rear speakers | - | ❖ |
| | Front tweeters | - | ❖ |

MAJOR EQUIPMENT

| | | |
|--------------|-----|-----------|
| Transmission | 5MT | 5MT / AMT |
| Grade | GL | GLX |

DRIVING AMENITIES (CONTINUED)

| | | | |
|-------------------|--|---|---|
| Audio (continued) | MP3 compatible CD player, USB + Bluetooth®* | ⚡ | - |
| | 7" touchscreen infotainment system with smartphone connectivity and reverse camera | - | ⚡ |

INTERIOR

| | | | |
|-------------------------------|--------------------------------|---|---|
| Cabin lights | Front cabin light (3-position) | ⚡ | ⚡ |
| Sun visors | Driver's side | ⚡ | ⚡ |
| | - With ticket holder | ⚡ | ⚡ |
| | Passenger's side | ⚡ | ⚡ |
| | - With vanity mirror | ⚡ | ⚡ |
| Assist grips | Passenger's side | ⚡ | ⚡ |
| | Rear x 2 | ⚡ | ⚡ |
| Cup holders | Front x 2 | ⚡ | ⚡ |
| | Rear x 1 | ⚡ | ⚡ |
| Bottle holders | Front x 2 | ⚡ | ⚡ |
| | Rear x 2 | ⚡ | ⚡ |
| Centre-lower box | | ⚡ | ⚡ |
| Centre console ornament | Blue** | - | ⚡ |
| | Titanium** | ⚡ | ⚡ |
| Shift knob | Black | ⚡ | - |
| | Chrome | - | ⚡ |
| Parking brake release button | Black | ⚡ | - |
| | Chrome | - | ⚡ |
| USB port | Instrument panel | ⚡ | ⚡ |
| 12V accessory socket | Instrument panel | ⚡ | ⚡ |
| Foot rest | Driver's side | ⚡ | ⚡ |
| Remote fuel lid opener | | ⚡ | ⚡ |
| Front & rear door trim colour | Black & white | ⚡ | ⚡ |
| Inside door handles | Black | ⚡ | - |
| | Chrome | - | ⚡ |

INTERIOR (CONTINUED)

| | | | |
|-------------------|-------------|---|---|
| Inside door grips | Blue** | - | ⚡ |
| | Titanium** | ⚡ | ⚡ |
| | Front doors | ⚡ | ⚡ |

SEATS

| | | | |
|-------------|--------------------------------------|---|---|
| Front seats | Seat height adjuster (driver's side) | - | ⚡ |
| | Seatback pocket (passenger's side) | ⚡ | ⚡ |
| Rear seats | 60:40-split single-fold | ⚡ | ⚡ |
| | Head restraint x 2 | ⚡ | ⚡ |

LUGGAGE AREA

| | | | |
|--------------------|--------------------|---|---|
| Luggage area cover | Luggage area light | ⚡ | ⚡ |
| Luggage area light | | ⚡ | ⚡ |

SAFETY, SECURITY, AND ENVIRONMENTAL COMPATIBILITY

| | | | |
|------------------------------|---|---|---|
| ABS with EBD function | | ⚡ | ⚡ |
| Brake assist function | | ⚡ | ⚡ |
| SRS front dual airbags | | ⚡ | ⚡ |
| Pedal release system | Brake & clutch | ⚡ | ⚡ |
| Seatbelts | Front: 3-point ELR seatbelts with pretensioners, force limiters | ⚡ | ⚡ |
| | Rear: 3-point ELR seatbelts x 2, 2-point seatbelt for centre seat | ⚡ | ⚡ |
| ISOFIX child seat anchorages | x2 | ⚡ | ⚡ |
| Child seat tether anchorages | x2 | ⚡ | ⚡ |
| Childproof rear door locks | | ⚡ | ⚡ |
| Side impact door beams | | ⚡ | ⚡ |
| Immobiliser | | ⚡ | ⚡ |
| Security alarm | | ⚡ | ⚡ |
| Parking sensors | Rear | - | ⚡ |
| DRL (daytime running lights) | LED (integrated in headlamps) | - | ⚡ |
| High-mount stop lamp | LED | ⚡ | ⚡ |

⚡ : Standard - : Not Available

*: Bluetooth is a registered trademark of Bluetooth SIG, Inc.

** : Dependant on exterior colour.

MAKE IT ABOUT YOU

The IGNIS gives you the opportunity to add your own flavour, so that you can drive with absolute confidence that the world sees you for exactly who you are.



EXTERIOR FINISHES

- 1 | **Rear Boot Spoiler (Primed)**
Part No. 990J0M66R07-470
- 2 | **Mirror Cover**
Uptown Red (RHD) for Sigma & Delta
Part No. 84718M66R10-ZWR


Uptown Red (RHD) for Alpha & Zeta
Part No. 84718M66R20-ZWR

Tinsel Blue (RHD) for Sigma & Delta
Part No. 84718M66R10-ZWS

Tinsel Blue (RHD) for Alpha & Zeta
Part No. 84718M66R20-ZWS

LIGHTS AND BUMPERS

- 3 | **Side Body Moulding, large²**
Black / silver, set for left and right side.
Part No. 990E0-62R07-000
- 4 | **Side Body Moulding, , small²**
Black, set for left and right side.
Part No. 990E0-62R08-000
- 5 | **Front and Rear Under Spoiler Split Type Kit**
Part No. 990J0M66R07-510



- 6 | **Back Door Garnish**
Part No. 990J0M66R13-050
- 7 | **Front Fog Bezel Garnish**
Part No. 990J0M66R13-060

FLOORS AND STORAGE, YOUR WAY

- 8 | **Cargo Mat "ECO"**
Anthracite needle felt carpet with silver stitched logo and black binding.
Suitable for 2WD with slide rear bench.
Part No. 990E0-62R40-001

Suitable for 2WD with fix rear bench.
Part No. 990E0-62R40-003
- 9 | **Cargo Storage Organiser**
Including variable aluminium dividers and cover.
Suitable for 2WD.
Part No. 990E0-62R21-001

* Disclaimer: Colour of images displayed might not be available.



GET THE RIGHT ACCENT

1 | Body Side Decal

Available in following colours:

Red

Part No. 990E0-62R91-RED

Blue

Part No. 990E0-62R91-BLU

White

Part No. 990E0-62R91-WHT

Orange

Part No. 990E0-62R91-ORA

WHEELS YOUR WAY

2 | Wheel Decal for 15" OE-Wheel

With IGNIS logo, four-piece set.
Available in following colours:

Red

Part No. 99000-990EJ-WA1

Blue

Part No. 99000-990EJ-WA3

White

Part No. 99000-990EJ-WA4

3 | Centre Cap

With Suzuki logo, four-piece set.
Available in following colours:

Silver

Part No. 990E0-61M78-CAP

Black



Part No. 99236-62R00-DB7

Red

Part No. 99236-62R00-ZNB

White

Part No. 99236-62R00-26U



PROTECT YOUR IGNIS IN STYLE

4 | Rain and Wind Deflector Set

Four-piece set, for front and rear windows.
Part No. 990J0M66RQ0-010

5 | UD Flap, flexible^{2,3,4}

Two-piece set, front.
Part No. 990E0-62R13-000

Two-piece set, rear.
Part No. 990E0-62R14-000

* Disclaimer: Colour of images displayed might not be available.

IN YOUR SPACE, YOU DECIDE

INTERIOR

- 1 | Interior Styling Kit**
Medium Grey
Part No. 9990J0M66RPJ-090
- Space Blue
Part No. 990J0M66RPJ-100



ADD COLOUR AND COMFORT

- 2 | Sun Shade Set**
For rear passenger windows.
Part No. 990E0-62R20-000
For rear window.
Part No. 990E0-62R20-001
- 3 | Sports Gear Shift Lever Knob**
For 5MT, suitable for LHD and RHD
with inlay and silver stitching.
Part No. 28113-61M40-000
- 4 | Leather Boot**
For 5MT, suitable for LHD and RHD
with silver stitching.
Part No. 990E0-62R38-000
- 5 | USB Charging Socket²**
For rear seat passenger.
Part No. 990E0-62R00-USB

¹ Not in combination with rear USB socket, p/n 990E0-62R00-USB.

² Not in combination with center armrest, p/n 990E0-62R35-000.

* Disclaimer: Colour of images displayed might not be available.




PROJECT YOUR IGNIS IN STYLE

Arctic White Pearl



Silky Silver Metallic



Glistening Grey Metallic



Turquoise Blue Pearl Metallic



Midnight Black Pearl *Limited*



Lucent Orange & Midnight Black



Stargaze Blue & Midnight Black



SUZUKI COMPLETE

Suzuki understands that purchasing a new vehicle is a substantial investment. Our unwavering commitment to customer satisfaction is represented in our 'Suzuki Complete' package, which includes every aspect of after-sales support, with warranty, service plan, and roadside assistance standard.

Warranty

All Suzuki models are covered by a comprehensive manufacturer's warranty against any defects for a period of 5yr / 200 000 km. This is supported by a six year body corrosion warranty subject to terms and conditions.

Service Plan

The Suzuki Vitara Brezza benefits from a 2yr / 30 000km service plan. This plan includes the replacement of oil, the oil filter, fuel filter, brake fluid, air filter and accessory belts, but excludes tyres, brakes and other wear-and-tear items.

Service Intervals


15 000 km or one year, whichever comes first.

Roadside Assistance

Every new Vitara Brezza comes with a roadside assistance plan. Some of the benefits offered by this comprehensive package include: battery and locksmith call-out services, mechanical and electrical, breakdown towing (accident towing is optional), emergency medical rescue, vehicle repatriation and a stand-by-you roadside security armed-response service.

All care is taken to ensure the accuracy of this brochure at the time of print approval. Specifications, features, prices and model availability may vary from those specified and may change without notice. Always consult your authorised Suzuki Dealer or refer to www.SuzukiAuto.co.za for the latest details on all models. SUZUKI AUTO South Africa (PTY) Ltd will not be held liable for any loss as a result of reliance on the content of this brochure, whether in negligence or otherwise. Vehicles are shown for illustrative purposes only and may not depict exact specifications. Published April 2022.

Part number 9900L-M66R5-BRO



SUZUKI AUTO SOUTH AFRICA (PTY) LTD | Tel: 0861 511 111
No.52 Saturn Crescent, Linbro Business Park, Frankenwald, Marlboro, Sandton
www.SuzukiAuto.co.za

